

Academic Year 2021

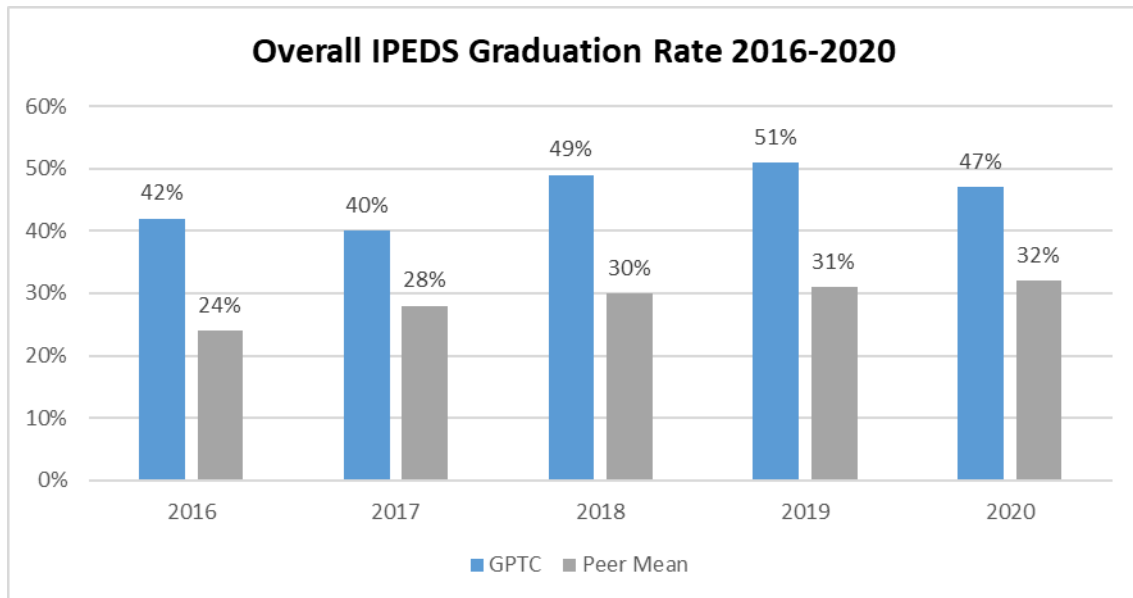
The College has set its [Integrated Postsecondary Education Data System](#) (IPEDS) Graduation Rate benchmarks as follows. Steady improvement in graduation rate would maintain an IPEDS Graduation Rate at or above historical peer institution averages.

| | |
|-------------------|-----|
| AY 2021 Benchmark | 52% |
| AY 2022 Benchmark | 53% |
| AY 2023 Benchmark | 54% |
| AY 2024 Benchmark | 55% |
| AY 2025 Benchmark | 56% |

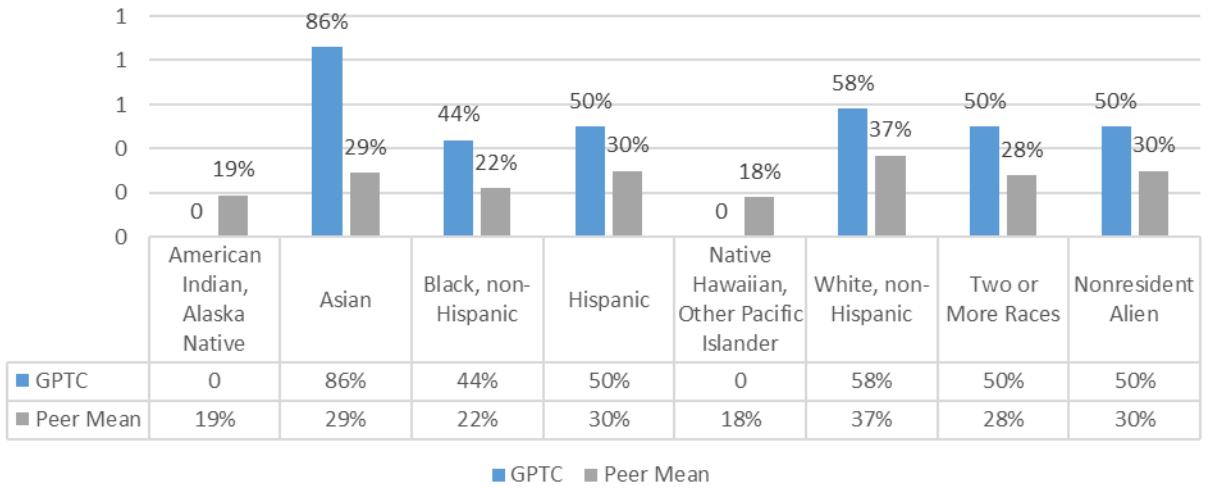
The IPEDS Graduation Rate for first-time, full-time degree-seeking students within 150% of normal time is used to set the College's benchmark alongside peer institutions while considering disaggregate data of gender, race and ethnicity, and financial need, as indicated by Pell recipient status.

Data from thirty-three peer institutions were automatically selected for comparison by the [National Center for Educational Statistics](#) (NCES). Data reported below include the most recent year available (2020), which reflects the award or graduation status of the adjusted Fall 2017 cohort of students.

Graduation Rate, First-time, Full-Time | IPEDS

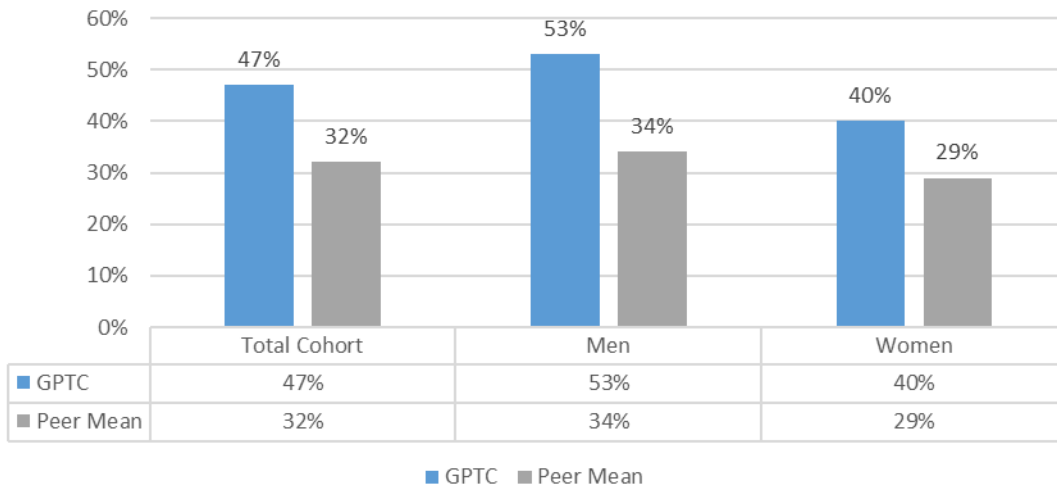


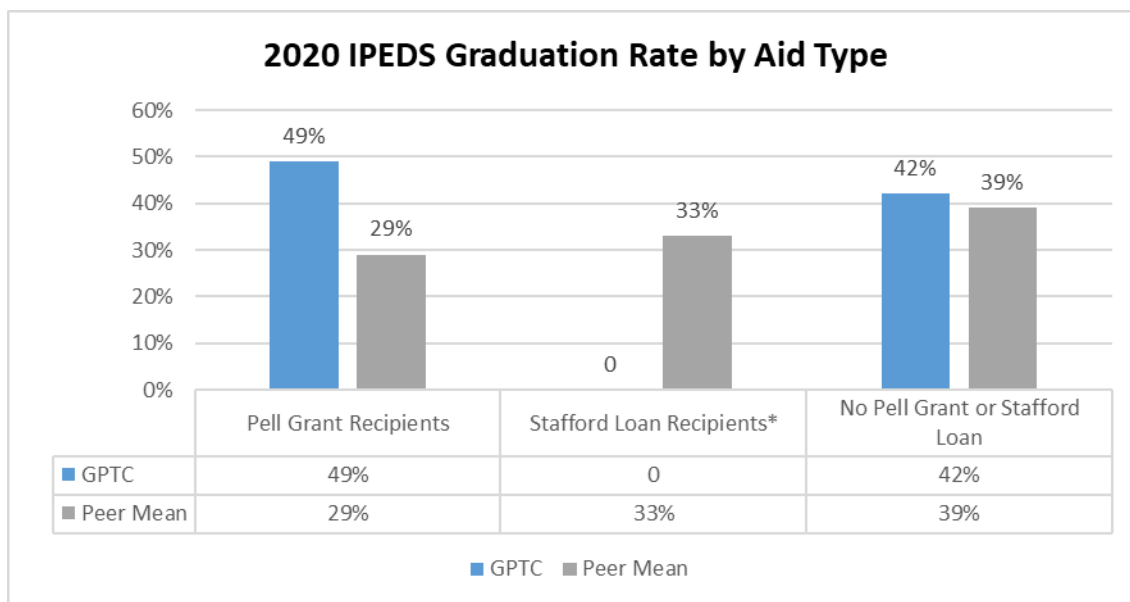
2020 IPEDS Graduation Rate by Race/Ethnicity



Note: An entry of 0 indicates the cohort did not include students identifying as these races or ethnicities.

2020 IPEDS Graduation Rate by Gender





** GPTC does not participate in the Federal Student Loan Program.*

Graduation Rate, Overall | Technical College System of Georgia

The College uses the Technical College System of Georgia's common data calculation, which is used for all TCSG institutions, to set its benchmark for graduation rate.

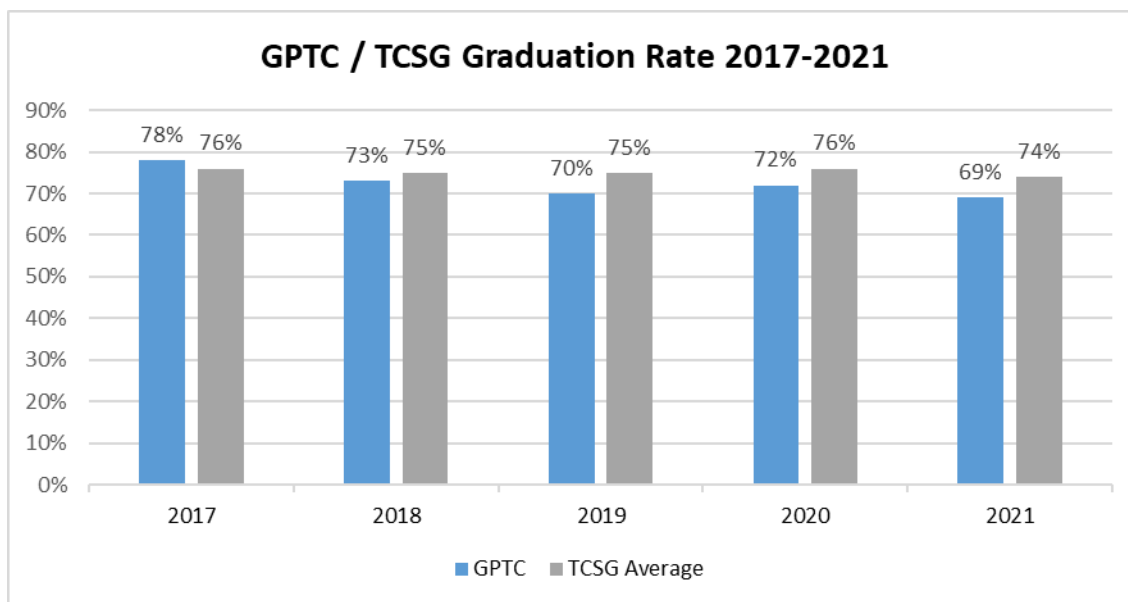
The College's long-term goal is to exceed the TCSG average for graduation rate. Annual benchmarks were developed as follows.

| | |
|-------------------|-----|
| AY 2021 Benchmark | 73% |
| AY 2022 Benchmark | 74% |
| AY 2023 Benchmark | 75% |
| AY 2024 Benchmark | 76% |
| AY 2025 Benchmark | 77% |

The Graduation Rate is calculated as follows:

$$\text{Graduation Rate} = \frac{\text{Graduates}}{\text{Graduates} + \text{Non-graduate leavers}}$$

A Non-Graduate Leaver is a student who, during the two-year period, took 12 or more hours, did not graduate, and did not enroll in the Spring or Summer semester of the second cohort year.



Source: TCSG KMS Report "Graduation Rate TES3111"

Retention Rate | Technical College System of Georgia

The College uses the Technical College System of Georgia's common data calculation, which is used for all TCSG institutions, to set its benchmark for retention rate.

The College's long-term goal is to exceed the TCSG average for retention rate. Annual benchmarks were developed as follows.

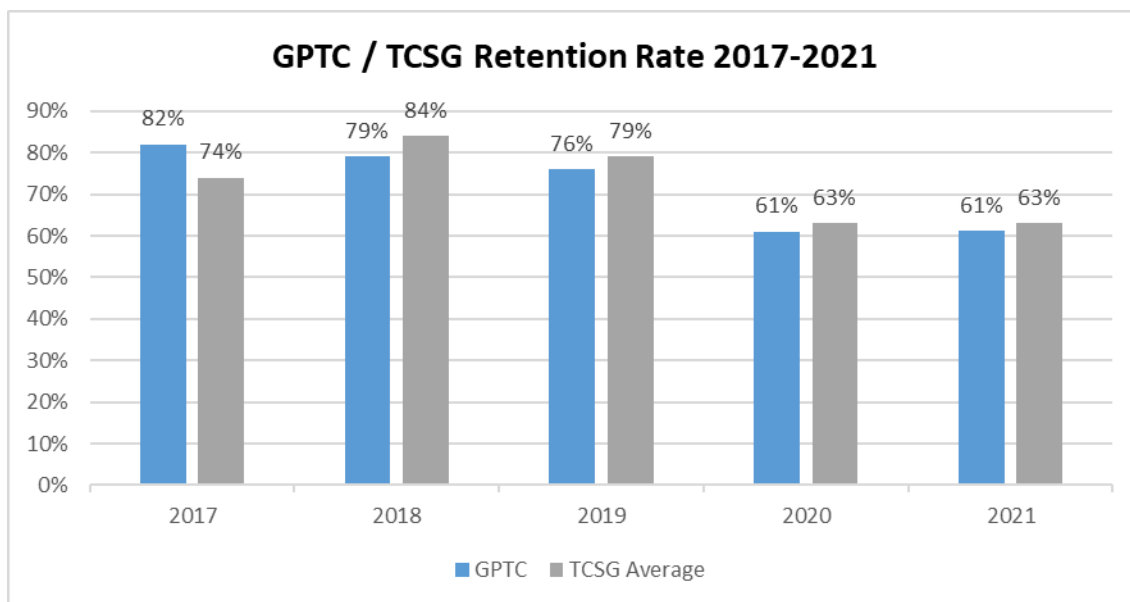
| | |
|-------------------|-----|
| AY 2021 Benchmark | 63% |
| AY 2022 Benchmark | 65% |
| AY 2023 Benchmark | 67% |
| AY 2024 Benchmark | 69% |
| AY 2025 Benchmark | 72% |

The Retention Rate is calculated as follows:

A fall cohort is tracked through the following academic year for retained or graduated students. Students in a cohort are retained if they enrolled in any postsecondary institution included in the National Student Clearinghouse (NSC) during the following academic year or graduated from any such institution during the two-year period.

The fall cohort (denominator) includes first-time students (full-time or part-time) at that college during the fall or summer semester, excluding prior high school dual enrollment.

Students must be regular admits only (not provisional, developmental, or special admit) and may not be high school or transient student type.



Source: TCSG KMS Report "Scorecard: All Metrics by College MES0199"

Job Placement Rate | Technical College System of Georgia

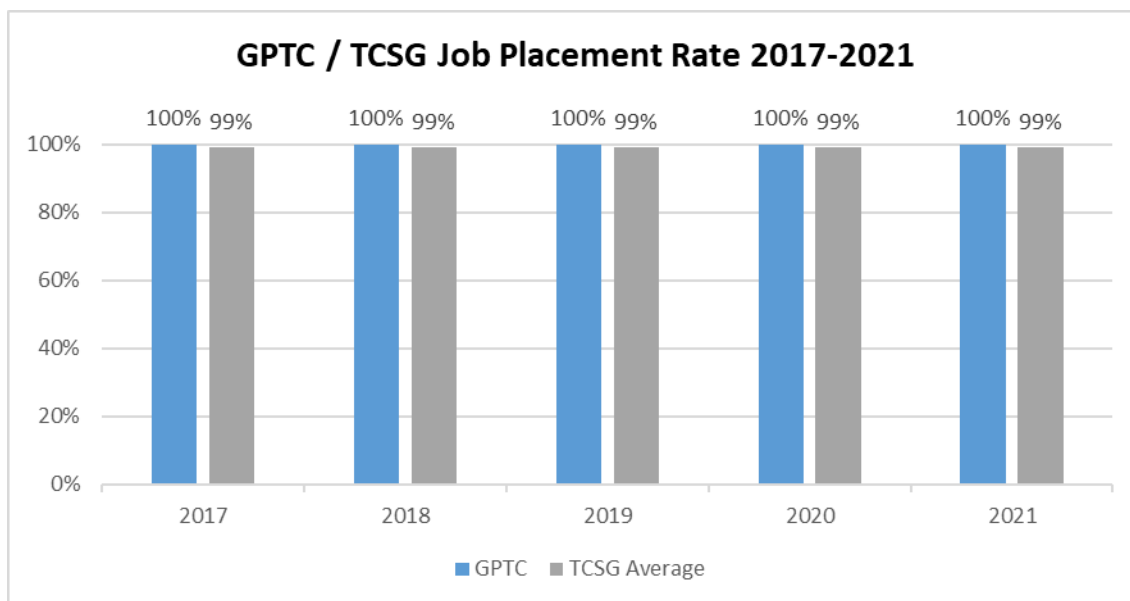
The placement rate tracks a cohort of graduates through September 15 of the year following graduation and uses the latest employment status entry for each student.

The College's long-term goal is to maintain the consistent TCSG system average overall job placement rate of 99.0% through 2025.

The rate is calculated as follows:

(Employed in Field + Military+ Employed in Related Field + Employed in Unrelated Field + Employed in Field & Continuing Education +
Employed in Related Field & Continuing Education + Employed in Unrelated Field & Continuing Education + Continuing Education)

(Numerator + Not Employed)



Source: TCSG KMS Report "Scorecard: All Metrics by College MES0199"